

E-SERIES

compatible to: Nobel Biocare™ / Replace Select®



PLATFORM

3,5 mm NP

4,3 mm RP

5,0 mm WP

STRAIGHT ABUTMENT

Gingiva Height 1,0 mm
incl. screw
Titanium Grade 5 ELI



E 100-1

E 110-1

E 120-1

★

STRAIGHT ABUTMENT

Gingiva Height 2,5 mm
incl. screw
Titanium Grade 5 ELI



E 100

E 110

E 120

★

UCLA ABUTMENT

engaging
incl. screw



E 11.CA3.500

E 11.CA4.300

E 11.CA5.000

ABUTMENT SCREW

Recommended tightening
torques 35 Ncm
Titanium Grade 5 ELI



E 60

E 61

E 61

★

Notice: Products indicated with ® and ™ are registered brand names of the respective manufactures.
Products indicated with ★ are available in the USA

E-SERIES

compatible to: Nobel Biocare™ / Replace Select®



PLATFORM

3,5 mm NP

4,3 mm RP

5,0 mm WP

ANGLED ABUTMENT 16°

angled over surface
Gingiva Height 1,0 mm
incl. screw
Titanium Grade 5 ELI



E 200-1-1

E 210-1-1

E 220-1-1

ANGLED ABUTMENT 16°

angled over edge
Gingiva Height 1,0 mm
incl. screw
Titanium Grade 5 ELI



E 200-2-1

E 210-2-1

E 220-2-1

ANGLED ABUTMENT 16°

angled over surface
Gingiva Height 2,5 mm
incl. screw
Titanium Grade 5 ELI



E 200-1

E 210-1

E 220-1

ANGLED ABUTMENT 16°

angled over edge
Gingiva Height 2,5 mm
incl. screw
Titanium Grade 5 ELI



E 200-2

E 210-2

E 220-2

ABUTMENT SCREW

Recommended tightening
torques 35 Ncm
Titanium Grade 5 ELI



E 60

E 61

E 61

★

Notice: Products indicated with ® and ™ are registered brand names of the respective manufactures.
Products indicated with ★ are available in the USA

I-SERIES

compatible to: Biomet 3i® / Osseotite® External Hex®



PLATFORM

3,4 mm

4,1 mm

5,0 mm

TITANIUM BASE

for individual milled
Zirconium Abutment
incl. screw
Titanium Grade 5 ELI



I 800

I 810

I 820



SCAN BODY 3D-GUIDE®

for intra + extra
oral scanning



I 9.S3D3.400

I 9.S3D4.150

I 9.S3D4.150



LAB ANALOG

Stainless Steel



I 50

I 51

I 52



STRAIGHT ABUTMENT

Gingiva Height 2,5 mm
incl. screw
Titanium Grade 5 ELI



—

I 110

—



IMPLANT PICK-UP

for open-tray with
integrated screw
Coming soon



I TR-00013.4

I TR-00024.1

—

ABUTMENT SCREW

Recommended tightening
torques 35 Ncm
Titanium Grade 5 ELI



I 61

I 61

I 61



Notice: Products indicated with ® and ™ are registered brand names of the respective manufactures.
Products indicated with ★ are available in the USA

K-SERIES

compatible to: Nobel Biocare™ / Brånemark®



PLATFORM

3,5 mm

4,1 mm

5,1 mm

TITANIUM BASE

for individual milled
Zirconium Abutment
incl. screw
Titanium Grade 5 ELI



K 800

K 810

K 820



SCAN BODY 3D-GUIDE®

for intra + extra
oral scanning



K 9.S3D3.500

K 9.S3D4.100

K 9.S3D5.100



LAB ANALOG

Stainless Steel



K 50

K 51

K 52



STRAIGHT ABUTMENT

Gingiva Height 2,5 mm
incl. screw
Titanium Grade 5 ELI



—

K 110

—



IMPLANT PICK-UP

for open-tray with
integrated screw
Coming soon



K TR-00013.5

K TR-00024.1

—

ABUTMENT SCREW

Recommended tightening
torques 35 Ncm
Titanium Grade 5 ELI



K 60

K 61

K 62



Notice: Products indicated with ® and ™ are registered brand names of the respective manufactures.
Products indicated with ★ are available in the USA

L-SERIES

compatible to: Straumann / Bone Level®



PLATFORM

3,3 mm NC

4,1 / 4,8 mm RC

STRAIGHT ABUTMENT

Gingiva Height 1,5 mm
incl. screw
Titanium Grade 5 ELI



L 100

L 110

STRAIGHT ABUTMENT

Gingiva Height 3,0 mm
incl. screw
Titanium Grade 5 ELI



L 100-3

L 110-3

ABUTMENT SCREW

Recommended tightening
torques 35 Ncm
Titanium Grade 5 ELI



L 60

L 60

★

Notice: Products indicated with ® and ™ are registered brand names of the respective manufactures.
Products indicated with ★ are available in the USA 

L-SERIES

compatible to: Straumann / Bone Level®



PLATFORM

3,3 mm NC

4,1 / 4,8 mm RC

ANGLED ABUTMENT 18°

angled over surface
Gingiva Height 1,5 mm
incl. screw
Titanium Grade 5 ELI



L 200-1

L 210-1

ANGLED ABUTMENT 18°

angled over edge
Gingiva Height 1,5 mm
incl. screw
Titanium Grade 5 ELI



L 200-2

L 210-2

ANGLED ABUTMENT 18°

angled over surface
Gingiva Height 3,0 mm
incl. screw
Titanium Grade 5 ELI



L 200-1-3

L 210-1-3

ANGLED ABUTMENT 18°

angled over edge
Gingiva Height 3,0 mm
incl. screw
Titanium Grade 5 ELI



L 200-2-3

L 210-2-3

ABUTMENT SCREW

Recommended tightening
torques 35 Ncm
Titanium Grade 5 ELI



L 60

L 60



Notice: Products indicated with ® and ™ are registered brand names of the respective manufactures.
Products indicated with ★ are available in the USA

N-SERIES

compatible to: Straumann / SynOcta®



PLATFORM

3,5 mm NN

4,8 mm RN

4,8 mm RN

6,5 mm WN

STRAIGHT ABUTMENT

incl. screw

Titanium Grade 5 ELI



Gingiva Height
2,5 mm

N 100



Body height
5,0 mm

N 110



Body height
6,5 mm

N 110 L



Body height
4,0 mm

N 120

★

ANGLED ABUTMENT 16°

angled over surface

Gingiva Height 2,5 mm

incl. screw

Titanium Grade 5 ELI



N 210-1



N 220-1

ANGLED ABUTMENT 16°

angled over edge

Gingiva Height 2,5 mm

incl. screw

Titanium Grade 5 ELI



N 200



N 210-2



N 220-2

ANGLED ABUTMENT 21°

angled over surface

Gingiva Height 2,5 mm

incl. screw

Titanium Grade 5 ELI



N 210-1-21

ANGLED ABUTMENT 21°

angled over edge

Gingiva Height 2,5 mm

incl. screw

Titanium Grade 5 ELI



N 210-2-21

STRAIGHT MASSIV ABUTMENT

incl. 2 screws

Titanium Grade 5 ELI



N 410

ABUTMENT SCREW

Recommended tightening

torques 35 Ncm

Titanium Grade 5 ELI



N 60



N 61



N 61



N 61

★

Notice: Products indicated with ® and ™ are registered brand names of the respective manufactures.
Products indicated with ★ are available in the USA 

N-SERIES

compatible to: Straumann / SynOcta®



PLATFORM

3,5 mm NN

4,8 mm RN

6,5 mm WN

UCLA ABUTMENT

engaging
incl. screw



N 300

—

N 320

UCLA ABUTMENT

non-engaging
incl. screw



N 300 R

—

N 320 R

ABUTMENT SCREW

Recommended tightening
torques 35 Ncm
Titanium Grade 5 ELI



N 60

N 62

N 62

★

 Platform 4,8 mm RN

RN-MASSIV ABUTMENT

Recommended tightening
torques 35 Ncm
only for dentist
Titanium Grade 5 ELI

Body height
4,0 mm



N 110-40

Body height
5,5 mm



N 110-55

Body height
7,0 mm



N 110-70

★

 Platform 6,5 mm WN

WN-MASSIV ABUTMENT

Recommended tightening
torques 35 Ncm
only for dentist
Titanium Grade 5 ELI

Body height
4,0 mm



N 120-40

Body height
5,5 mm



N 120-55

—

★

Notice: Products indicated with ® and ™ are registered brand names of the respective manufactures.
Products indicated with ★ are available in the USA 

R-SERIES

compatible to: Zimmer Dental / Tapered Screw-Vent®



PLATFORM

3,5 mm

4,5 mm

5,7 mm

STRAIGHT ABUTMENT

Gingiva Height 2,5 mm
incl. screw
Titanium Grade 5 ELI



R 100

R 110

R 120



ANGLED ABUTMENT 16°

angled over surface
Gingiva Height 2,5 mm
incl. screw
Titanium Grade 5 ELI



R 200-1

R 210-1

R 220-1

ANGLED ABUTMENT 16°

angled over edge
Gingiva Height 2,5 mm
incl. screw
Titanium Grade 5 ELI



R 200-2

R 210-2

R 220-2

MASSIV ABUTMENT

incl. 2 screws
Titanium Grade 5 ELI



R 400

R 410

R 420



ABUTMENT SCREW

Recommended tightening
torques 30 Ncm
Titanium Grade 5 ELI



R 60

R 60

R 60



Notice: Products indicated with ® and ™ are registered brand names of the respective manufactures.
Products indicated with ★ are available in the USA

R-SERIES

compatible to: Zimmer Dental / Tapered Screw-Vent®



PLATFORM

3,5 mm

4,5 mm

5,7 mm

UCLA ABUTMENT

engaging
incl. screw



—

R 310

R 320

UCLA ABUTMENT

non-engaging
incl. screw



R 300-R

R 310-R

R 320-R

ABUTMENT SCREW

Recommended tightening
torques 30 Ncm
Titanium Grade 5 ELI



R 60

R 60

R 60

★

Notice: Products indicated with ® and ™ are registered brand names of the respective manufactures.
Products indicated with ★ are available in the USA

S-SERIES

compatible to: DENTSPLY Implants® / Astra Tech Implant System OsseSpeed® TX



PLATFORM


3,5 / 4,0 mm

3,5 / 4,0 mm

4,5 / 5,0 mm

STRAIGHT ABUTMENT

Gingiva Height 1,5 mm
incl. screw
Titanium Grade 5 ELI



S 100

S 110

S 120



STRAIGHT ABUTMENT

Gingiva Height 3,0 mm
incl. screw
Titanium Grade 5 ELI



S 100-3

S 110-3

S 120-3



ANGLED ABUTMENT 16°

angled over surface
Gingiva Height 1,5 mm
incl. screw
Titanium Grade 5 ELI



S 200

S 210

S 220

ANGLED ABUTMENT 16°

angled over surface
Gingiva Height 3,0 mm
incl. screw
Titanium Grade 5 ELI



S 200-3

S 210-3

S 220-3

ABUTMENT SCREW

Recommended tightening
torques 25 Ncm
Titanium Grade 5 ELI



S 60

S 60

S 61



Notice: Products indicated with ® and ™ are registered brand names of the respective manufactures.
Products indicated with ★ are available in the USA

S-SERIES

compatible to: DENTSPLY Implants® / Astra Tech Implant System OsseoSpeed® TX



PLATFORM

3,5 / 4,0 mm

4,5 / 5,0 mm

STRAIGHT MASSIV ABUTMENT

incl. 2 screws

Titanium Grade 5 ELI



S 400

S 420

★

UCLA ABUTMENT

engaging

incl. screw



S 11.CA3.540

S 11.CA4.550

ABUTMENT SCREW

Recommended tightening

torques 25 Ncm

Titanium Grade 5 ELI



S 60

S 61

★

Notice: Products indicated with ® and ™ are registered brand names of the respective manufactures.
 Products indicated with ★ are available in the USA 

T-SERIES

compatible to: DENTSPLY Implants® / Xive®



PLATFORM

3,4 mm

3,8 mm

4,5 mm

5,5 mm

STRAIGHT ABUTMENT

Gingiva Height 1,0 mm
incl. screw
Titanium Grade 5 ELI



T 100-1

T 105-1

T 110-1

T 120-1

★

STRAIGHT ABUTMENT

Gingiva Height 2,5 mm
incl. screw
Titanium Grade 5 ELI



T 100

T 105

T 110

T 120

★

STRAIGHT MASSIV ABUTMENT

incl. 2 screws
Titanium Grade 5 ELI



—

T 405

—

—

★

ABUTMENT SCREW

Recommended tightening
torques 25 Ncm
Titanium Grade 5 ELI



T 60

T 60

T 60

T 60

★

Notice: Products indicated with ® and ™ are registered brand names of the respective manufactures.
Products indicated with ★ are available in the USA 

T-SERIES

compatible to: DENTSPLY Implants® / Xive®



PLATFORM

3,4 mm

3,8 mm

4,5 mm

ANGLED ABUTMENT 16°

angled over surface
Gingiva Height 2,5 mm
incl. screw
Titanium Grade 5 ELI



T 200-1

T 205-1

T 210-1

ANGLED ABUTMENT 16°

angled over edge
Gingiva Height 2,5 mm
incl. screw
Titanium Grade 5 ELI



T 200-2

T 205-2

T 210-2

ANGLED ABUTMENT 16°

angled over surface
Gingiva Height 1,0 mm
incl. screw
Titanium Grade 5 ELI




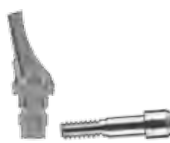
T 200-1-1

T 205-1-1

T 210-1-1

ANGLED ABUTMENT 16°

angled over edge
Gingiva Height 1,0 mm
incl. screw
Titanium Grade 5 ELI



T 200-2-1

T 205-2-1

T 210-2-1

UCLA ABUTMENT

engaging
incl. screw



—

—

T 11.CA4.500

ABUTMENT SCREW

Recommended tightening
torques 25 Ncm
Titanium Grade 5 ELI



T 60

T 60

T 60

Notice: Products indicated with ® and ™ are registered brand names of the respective manufactures.
Products indicated with ★ are available in the USA